



SUMMIT VENEER

Summit-Reed 7008 features a modified Reeded edge with split nickel hardware. Summit-Cope 7009 features a radius coped edge with curved hardware. The basic pieces are offered either flat packed or assembled to suit your budget and needs. Pedestals are offered in both full and three-quarter options. Summit-Cope features cherry book matched veneers in a Cherry finish.

Tops

Constructed of wood, cherry veneers and other wood products. Tops have a Cherry finish on book matched cherry veneer. Substrate material is chipcore. Tops are 1.5 inches thick with a cope edge and a polyurethane finish.

Construction

Features camlock construction with reinforcement connectors for maximum stability. Summit features a polyurethane topcoat. Summit Expandable Conference Tables feature tops with a durable UV finish resistant to stains, mars and scratches.

Drawers

Drawers feature full extension metal roller bearing heavy duty suspensions. File drawers are equipped with heavy gauge metal rods for letter or legal sized hanging folders with front-to-back or

side-to-side filing capabilities. Nickel drawer pulls compliment the top edge details.

Locking pedestals are all keyed the same. If you need specific items keyed differently, please contact your customer service representative.

File Drawers

Filing hardware is included for front-to-back or side-to-side letter or side-to-side legal hanging files.

Adjustable Levelers




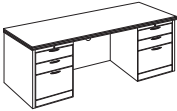
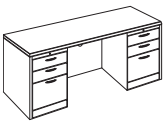

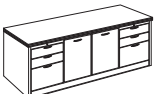
All desks, file cabinets, credenzas, and secretarial units have adjustable levelers.

Specifications subject to change without notice.

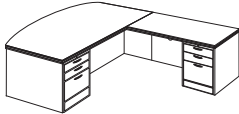
SUMMIT 7008/7009

7008 REED CHERRY FINISH / 7009 COPE CHERRY FINISH

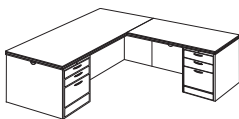


ITEM	DESCRIPTION	MODEL	W"	D"	H"	WT. (lbs.)	CUBIC FT.	LIST PRICE
Executive Desk with Bow Front Executive Desk with Bow Front (Flat Pack) 	<ul style="list-style-type: none"> • Box with a pencil tray / box with a removable divider / file drawer per pedestal • Locking pedestals • Grommets in each end panel 	7008/7009-37	72	42	30	440	65.3	\$ 2991.00
		7008/7009-37FP	72	42	30	417	36.7	\$ 2557.00
		-371 Desk Panels, Bow Top				211	11.3	1229.00
		-362 Desk Assembled Ped				103	12.7	664.00
		-362 Desk Assembled Ped				103	12.7	664.00
Executive Desk Executive Desk (Flat Pack) 	<ul style="list-style-type: none"> • Box with a pencil tray / box with a removable divider / file drawer per pedestal • Locking pedestals • Grommets in each end panel 	7008/7009-36	72	36	30	434	55.1	\$ 2805.00
		7008/7009-36FP	72	36	30	417	35.3	\$ 2462.00
		-361 Desk Top, Panels				211	9.9	1134.00
		-362 Desk Assembled Ped				103	12.7	664.00
		-362 Desk Assembled Ped				103	12.7	664.00
Executive Desk Executive Desk (Flat Pack) 	<ul style="list-style-type: none"> • Box with a pencil tray / box drawer with removable divider / file drawer per pedestal • Locking pedestals • Grommets in each end panel 	7008/7009-30	66	30	30	384	43.0	\$ 2487.00
		7008/7009-30FP	66	30	30	370	21.2	\$ 2188.00
		-301 Desk Top, Panels				172	7.8	944.00
		-302 Desk Assembled Ped				99	11.7	622.00
		-302 Desk Assembled Ped				99	11.7	622.00
Kneehole Credenza Kneehole Credenza (Flat Pack) 	<ul style="list-style-type: none"> • Box with a pencil tray / box drawer with removable divider / file drawer per pedestal • Locking pedestals • Grommets in back panel 	7008/7009-21	72	24	30	329	40.2	\$ 2399.00
		7008/7009-21FP	72	24	30	334	29.3	\$ 2021.00
		-211 Credenza Top, Panels				158	8.1	803.00
		-212 Cred/Return Assembled Ped				88	10.6	609.00
		-212 Cred/Return Assembled Ped				88	10.6	609.00
Wall Unit Kneehole Credenza* Wall Unit Kneehole Credenza (Flat Pack)* 	<ul style="list-style-type: none"> • Box with a pencil tray / box drawer with a removable divider / file drawer per pedestal • Locking pedestals • Grommets in back panel • *Only available in 7009 	7009-215*	72	24	30	329	40.2	\$ 2399.00
		7009-215FP*	72	24	30	326	34.8	\$ 2021.00
		-2151 Cred Top, Panels				150	13.8	803.00
		-212 Cred/Return Assem Ped				88	10.6	609.00
		-212 Cred/Return Assem Ped				88	10.6	609.00
Kneehole Credenza Kneehole Credenza (Flat Pack) 	<ul style="list-style-type: none"> • Box with a pencil tray / box drawer with removable divider / file drawer per pedestal • Locking pedestals • Grommets in back panel 	7008/7009-19	66	24	30	308	35.9	\$ 2307.00
		7008/7009-19FP	66	24	30	321	28.8	\$ 1941.00
		-191 Credenza Top, Panels				145	7.4	723.00
		-212 Cred/Return Assembled Ped				88	10.6	609.00
		-212 Cred/Return Assembled Ped				88	10.6	609.00
Storage Credenza 	<ul style="list-style-type: none"> • Two-door cabinet with an adjustable shelf • Box with a pencil tray and a removable divider / box with removable divider / file drawer per pedestal • Locking pedestal 	7008/7009-20	72	24	30	200	49.1	\$ 2629.00

ITEM	DESCRIPTION	MODEL	W"	D"	H"	WT. (lbs.)	CUBIC FT.	LIST PRICE
Right Executive Bow Front "L"	Desk:	7008/7009-47B (R)	72	90	30	489	80.4	\$ 3866.00
Right Executive Bow Front "L" (Flat Pack)	• Box with pencil tray / box with removable divider / file drawer	-570B Exec L Sgl Bow Ped Desk	72	42	30	279	55.1	2307.00
	• Locking pedestal	-579 Right Sgl Ped Return	48	24	30	210	25.3	1559.00
	• Grommet in end panels							
Left Executive Bow Front "L"	Returns:	7008/7009-47BFP (R)	72	90	30	516	40.3	\$ 3129.00
Left Executive Bow Front "L" (Flat Pack)	• Box with pencil tray / box with removable divider / file drawer	-371 Bow Front Desk Top, Panels				211	11.3	1229.00
	• Locking pedestal	-362 Desk Assembled Ped				103	12.7	664.00
	• Grommet in back panel	-5791 Right Return Top, Panels				114	5.7	627.00
		-212 Cred/Return Assembled Ped				88	10.6	609.00
		7008/7009-48B (L)	72	90	30	489	80.4	\$ 3866.00
		-580B Exec R Sgl Bow Ped Desk	72	42	30	279	55.1	2307.00
		-589 Left Sgl Ped Return	48	24	30	210	25.3	1559.00
		7008/7009-48BFP (L)	72	90	30	516	40.3	\$ 3129.00
		-371 Bow Front Desk Top, Panels				211	11.3	1229.00
		-362 Desk Assembled Ped				103	12.7	664.00
		-5891 Left Return Top, Panels				114	5.7	627.00
		-212 Cred/Return Assembled Ped				88	10.6	609.00



Right Executive "L"	Desk:	7008/7009-47 (R)	72	84	30	540	80.4	\$ 3740.00
Right Executive "L" (Flat Pack)	• Box with pencil tray / box with removable divider / file drawer	-570 Exec L Sgl Ped Desk	72	36	30	330	55.1	2181.00
	• Locking pedestal	-579 Right Sgl Ped Return	48	24	30	210	25.3	1559.00
	• Grommet in end panels							
Left Executive "L"	Returns:	7008/7009-47FP (R)	72	84	30	516	38.5	\$ 3034.00
Left Executive "L" (Flat Pack)	• Box with pencil tray / box with removable divider / file drawer	-361 Desk Top, Panels				211	9.9	1134.00
	• Locking pedestal	-362 Desk Assembled Ped				103	12.7	664.00
	• Grommet in back panel	-5791 Right Return Top, Panels				114	5.7	627.00
		-212 Cred/Return Assembled Ped				88	10.6	609.00
		7008/7009-48 (L)	72	84	30	540	80.4	\$ 3740.00
		-580 Exec R Sgl Ped Desk	72	36	30	330	55.1	2181.00
		-589 Left Sgl Ped Return	48	24	30	210	25.3	1559.00
		7008/7009-48FP (L)	72	84	30	516	38.5	\$ 3034.00
		-361 Desk Top, Panels				211	9.9	1134.00
		-362 Desk Assembled Ped				103	12.7	664.00
		-5891 Left Return Top, Panels				114	5.7	627.00
		-212 Cred/Return Assembled Ped				88	10.6	609.00

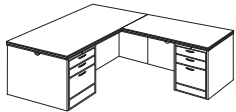


SUMMIT 7008/7009

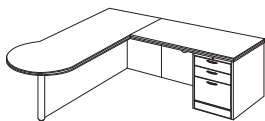
7008 REED CHERRY FINISH / 7009 COPE CHERRY FINISH

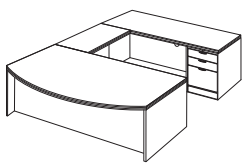
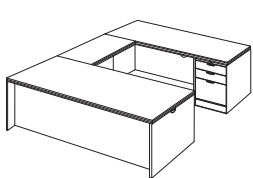


ITEM	DESCRIPTION	MODEL	W"	D"	H"	WT. (lbs.)	CUBIC FT.	LIST PRICE
Right Executive "L"	Desk:	7008/7009-27 (R)	66	78	30	499	68.3	\$ 3571.00
Right Executive "L" (Flat Pack)	• Box with pencil tray / box with removable divider / file drawer	-370 Exec L Sgl Ped Desk	66	30	30	289	43.0	2012.00
	• Locking pedestal	-579 Right Sgl Ped Return	48	24	30	210	25.3	1559.00
	• Grommet in end panels							
Left Executive "L"	Returns:	7008/7009-27FP (R)	66	78	30	473	35.9	\$ 2802.00
Left Executive "L" (Flat Pack)	• Box with pencil tray / box with removable divider / file drawer	-301 Desk Top, Panels				172	7.8	944.00
	• Locking pedestal	-302 Desk Assembled Ped				99	11.7	622.00
	• Grommet in back panel	-5791 Right Return Top, Panels				114	5.7	627.00
		-212 Cred/Return Assembled Ped				88	10.6	609.00
		7008/7009-28 (L)	66	78	30	499	68.3	\$ 3571.00
		-380 Exec R Sgl Ped Desk	66	30	30	289	43.0	2012.00
		-589 Left Sgl Ped Return	48	24	30	210	25.3	1559.00
		7008/7009-28FP (L)	66	78	30	473	35.9	\$ 2802.00
		-301 Desk Top, Panels				172	7.8	944.00
		-302 Desk Assembled Ped				99	11.7	622.00
		-5891 Left Return Top, Panels				114	5.7	627.00
		-212 Cred/Return Assembled Ped				88	10.6	609.00



Right Executive Peninsula "L"	Peninsula Desk:	7008/7009-45 (R)	72	90	30	388	38.0	\$ 2743.00
Right Executive Peninsula "L" (Flat Pack)	• P-shaped top with modesty panel	-520 L Pen Desk Top, Modesty	72	42	30	165	11.3	1060.00
		-112 Peninsula Desk Post	4	4		13	1.4	124.00
		-579 R Sgl Ped Return	48	24	30	210	25.3	1559.00
Left Executive Peninsula "L"	Returns:	7008/7009-45FP (R)	72	90	30	380	29.0	\$ 2420.00
Left Executive Peninsula "L" (Flat Pack)	• Box with pencil tray / box with removable divider / file drawer	-520 Left Pen Top, Modesty	72	42	30	165	11.3	1060.00
	• Locking pedestal	-112 Peninsula Desk Post	4	4		13	1.4	124.00
	• Grommet in back panel	-5791 Right Return Top, Panels				114	5.7	627.00
	• -520 and -530 require assembly	-212 Cred/Return Assembled Ped				88	10.6	609.00
		7008/7009-46 (L)	72	90	30	388	38.0	\$ 2743.00
		-530 R Pen Desk Top, Modesty	72	42	30	165	11.3	1060.00
		-112 Peninsula Desk Post	4	4		13	1.4	124.00
		-589 L Sgl Ped Return	48	24	30	210	25.3	1559.00
		7008/7009-46FP (L)	72	90	30	380	29.0	\$ 2420.00
		-530 Left Pen Top, Modesty	72	42	30	165	11.3	1060.00
		-112 Peninsula Desk Post	4	4		13	1.4	124.00
		-5891 Left Return Top, Panels				114	5.7	627.00
		-212 Cred/Return Assembled Ped				88	10.6	609.00



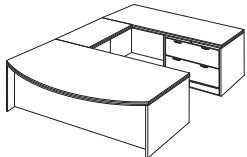
ITEM	DESCRIPTION	MODEL	W"	D"	H"	WT. (lbs.)	CUBIC FT.	LIST PRICE
Right Executive Bow Front "U"	Desks: • Box with pencil tray / box with removable divider / file drawer	7008/7009-57B (R)	72	114	30	638	99.9	\$ 4520.00
		-570B Exec Left Sgl Bow Ped Desk	72	42	30	279	55.1	2307.00
		-571 Exec R Sgl Ped Cred	72	24	30	260	40.2	1683.00
Left Executive Bow Front "U"	• Locking pedestal • Grommet in end panels	-59 "U" Bridge	48	24	30	99	4.6	530.00
		7008/7009-57B (R)	72	114	30	638	99.9	\$ 4520.00
		-580B Exec R Sgl Bow Ped Desk	72	42	30	279	55.1	2307.00
Executive Bow Front "U" (Flat Pack)	Credenzas: • Box drawer with pencil tray / box with removable divider / file drawer • Locking pedestal • Grommet in back panel	-581 Exec Left Sgl Ped Cred	72	24	30	260	40.2	1683.00
		-59 "U" Bridge	48	24	30	99	4.6	530.00
		7008/7009-5758BFP (R/L)				659	47.3	\$ 3835.00
	Bridge: • Grommet in modesty panel	-371 Bow Front Desk Top, Panels				211	11.3	1229.00
		-362 Desk Assembled Ped				103	12.7	664.00
		-211 Credenza Top, Panels				158	8.1	803.00
		-212 Cred/Return Assembled Ped				88	10.6	609.00
		-59 "U" Bridge				99	4.6	530.00
		7008/7009-5758FP (R/L)				659	47.3	\$ 3835.00
Right Executive "U"	Desks: • Box with pencil tray / box with removable divider / file drawer	7008/7009-57 (R)	72	108	30	689	99.9	\$ 4394.00
		-570 Exec Left Sgl Ped Desk	72	36	30	330	55.1	2181.00
		-571 Exec R Sgl Ped Cred	72	24	30	260	40.2	1683.00
Left Executive "U"	• Locking pedestal • Grommet in end panels	-59 "U" Bridge	48	24	30	99	4.6	530.00
		7008/7009-57 (R)	72	108	30	689	99.9	\$ 4394.00
		-580 Exec Left Sgl Ped Desk	72	36	30	330	55.1	2181.00
Executive "U" (Flat Pack)	Credenzas: • Box drawer with pencil tray / box with removable divider / file drawer • Locking pedestal • Grommet in back panel	-581 Exec R Sgl Ped Cred	72	24	30	260	40.2	1683.00
		-59 "U" Bridge	48	24	30	99	4.6	530.00
		7008/7009-5758FP (R/L)				657	41.3	\$ 3740.00
	Bridge: • Grommet in modesty panel	-361 Desk Top, Panels				209	9.9	1134.00
		-362 Desk Assembled Ped				103	12.7	664.00
		-211 Credenza Top, Panels				158	8.1	803.00
		-212 Cred/Return Assembled Ped				88	10.6	609.00
		-59 "U" Bridge				99	4.6	530.00

SUMMIT 7008/7009

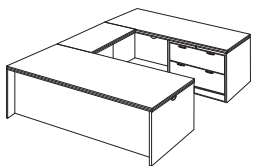
7008 REED CHERRY FINISH / 7009 COPE CHERRY FINISH



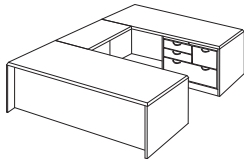
ITEM	DESCRIPTION	MODEL	W"	D"	H"	WT. (lbs.)	CUBIC FT.	LIST PRICE
Right Lateral File Bow Front "U"	Desks:	7008/7009-537B (R)	72	114	30	670	99.9	\$ 5018.00
Right Lateral File Bow Front "U" (Flat Pack)	• Box with pencil tray / box with removable divider / file drawer	-570B Exec Left Sgl Bow Ped Desk	72	42	30	279	55.1	2307.00
	• Locking pedestals	-547 Exec R Sgl Lat File Cred	72	24	30	292	40.2	2181.00
	• Grogmet in end panels	-59 "U" Bridge	48	24	30	99	4.6	530.00
Left Lateral File Bow Front "U"								
Left Lateral File Bow Front "U" (Flat Pack)	Credenzas:	7008/7009-537BFP (R)				721	56.1	\$ 4238.00
	• Two lateral file drawers	-371 Bow Front Desk Top, Panels				211	11.3	1229.00
	• Locking pedestal	-362 Desk Assembled Ped				103	12.7	664.00
	• Grogmet in back panel	-2112 Right Credenza Top, Panels				158	8.1	803.00
		-5472 Lateral File Assembled Ped				150	19.4	1012.00
	Bridge:	-59 "U" Bridge	48	24	30	99	4.6	530.00
	• Grogmet in modesty panel							
		7008/7009-538B (L)	72	114	30	670	99.9	\$ 5018.00
		-580B Exec R Sgl Bow Ped Desk	72	42	30	279	55.1	2307.00
		-548 Exec L Sgl Lat File Cred	72	24	30	292	40.2	2181.00
		-59 "U" Bridge	48	24	30	99	4.6	530.00
		7008/7009-538BFP (L)				721	56.1	\$ 4238.00
		-371 Bow Front Desk Top, Panels				211	11.3	1229.00
		-362 Desk Assembled Ped				103	12.7	664.00
		-2113 Left Credenza Top, Panels				158	8.1	803.00
		-5472 Lateral File Assembled Ped				150	19.4	1012.00
		-59 "U" Bridge	48	24	30	99	4.6	530.00



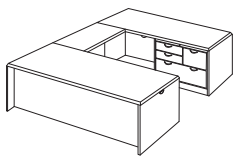
Right Lateral File "U"	Desks:	7008/7009-537 (R)	72	108	30	721	105.9	\$ 4892.00
Right Lateral File "U" (Flat Pack)	• Box with pencil tray / box with removable divider / file drawer	-570 Exec L Sgl Ped Desk	72	36	30	330	55.1	2181.00
	• Locking pedestals	-547 Exec R Lateral File Cred	72	24	30	292	46.2	2181.00
	• Grogmet in end panels	-59 "U" Bridge	48	24	30	99	4.6	530.00
Left Lateral File "U"								
Left Lateral File "U" (Flat Pack)	Credenzas:	7008/7009-537FP (R)				721	54.7	\$ 4143.00
	• Two lateral file drawers	-361 Desk Top, Panels				211	9.9	1134.00
	• Locking pedestal	-362 Desk Assem Ped				103	12.7	664.00
	• Grogmet in back panel	-2112 R Cred Top, Panels				158	8.1	803.00
		-5472 Lateral File Assem Ped				150	19.4	1012.00
	Bridge:	-59 "U" Bridge	48	24	30	99	4.6	530.00
	• Grogmet in modesty panel							
		7008/7009-538 (L)	72	108	30	721	105.9	\$ 4892.00
		-580 Exec R Sgl Ped Desk	72	36	30	330	55.1	2181.00
		-548 Exec L Lateral File Cred	72	24	30	292	46.2	2181.00
		-59 "U" Bridge	48	24	30	99	4.6	530.00
		7008/7009-538FP (L)				721	54.7	\$ 4143.00
		-361 Desk Top, Panels				211	9.9	1134.00
		-362 Desk Assembled Ped				103	12.7	664.00
		-2113 Left Credenza Top, Panels				158	8.1	803.00
		-5472 Lateral File Assembled Ped				150	19.4	1012.00
		-59 "U" Bridge	48	24	30	99	4.6	530.00



ITEM	DESCRIPTION	MODEL	W"	D"	H"	WT. (lbs.)	CUBIC FT.	LIST PRICE
Right Personal File Bow Front "U"	Desks:	7008/7009-507B (R)	72	114	30	693	99.9	\$ 5268.00
Right Personal File Bow Front "U" (Flat Pack)	• Box with pencil tray / box with removable divider / file drawer	-570B Exec Left Sgl Bow Ped Desk	72	42	30	279	55.1	2307.00
	• Locking pedestals	-527 Right Personal File Cred	72	24	30	315	40.2	2431.00
	• Grommet in end panels	-59 "U" Bridge	48	24	30	99	4.6	530.00
Left Personal File Bow Front "U"	Credenzas:	7008/7009-507BFP (R)				721	56.1	\$ 4288.00
Left Personal File Bow Front "U" (Flat Pack)	• Personal file / box with pencil tray / box with removable divider / lateral file drawer	-371 Bow Front Desk Top, Panels				211	11.3	1229.00
	• Locking pedestal	-362 Desk Assembled Ped				103	12.7	664.00
	• Grommet in back panel	-2112 Right Credenza Top, Panels				158	8.1	803.00
		-5272 Personal File Assembled Ped				150	19.4	1062.00
		-59 "U" Bridge	48	24	30	99	4.6	530.00
	Bridge:							
	• Grommet in modesty panel							
		7008/7009-508B (L)	72	114	30	693	99.9	\$ 5268.00
		-580B Exec R Sgl Bow Ped Desk	72	42	30	279	55.1	2307.00
		-528 Left Personal File Cred	72	24	30	315	40.2	2431.00
		-59 "U" Bridge	48	24	30	99	4.6	530.00
		7008/7009-508BFP (L)				721	56.1	\$ 4288.00
		-371 Bow Front Desk Top, Panels				211	11.3	1229.00
		-362 Desk Assembled Ped				103	12.7	664.00
		-2113 Left Credenza Top, Panels				158	8.1	803.00
		-5272 Personal File Assembled Ped				150	19.4	1062.00
		-59 "U" Bridge	48	24	30	99	4.6	530.00



Right Personal File "U"	Desks:	7008/7009-507 (R)	72	108	30	717	99.9	\$ 5142.00
Right Personal File "U" (Flat Pack)	• Box with pencil tray / box with removable divider / file drawer	-570 Exec Left Sgl Ped Desk	72	36	30	330	55.1	2181.00
	• Locking pedestals	-527 Right Personal File Cred	72	24	30	315	40.2	2431.00
	• Grommet in end panels	-59 "U" Bridge	48	24	30	99	4.6	530.00
Left Personal File "U"	Credenzas:	7008/7009-507FP (R)				719	54.7	\$ 4193.00
Left Personal File "U" (Flat Pack)	• Personal file / box with pencil tray / box with removable divider / lateral file drawer	-361 Desk Top, Panels				209	9.9	1134.00
	• Locking pedestal	-362 Desk Assembled Ped				103	12.7	664.00
	• Grommet in back panel	-2112 Right Credenza Top, Panels				158	8.1	803.00
		-5272 Personal File Assembled Ped				150	19.4	1062.00
		-59 "U" Bridge	48	24	30	99	4.6	530.00
	Bridge:							
	• Grommet in modesty panel							
		7008/7009-508 (L)	72	108	30	717	99.9	\$ 5142.00
		-580 Exec R Sgl Ped Desk	72	36	30	330	55.1	2181.00
		-528 Left Personal File Cred	72	24	30	315	40.2	2431.00
		-59 "U" Bridge	48	24	30	99	4.6	530.00
		7008/7009-508FP (L)				719	54.7	\$ 4193.00
		-361 Desk Top, Panels				209	9.9	1134.00
		-362 Desk Assembled Ped				103	12.7	664.00
		-2113 Left Credenza Top, Panels				158	8.1	803.00
		-5272 Personal File Assembled Ped				150	19.4	1062.00
		-59 "U" Bridge	48	24	30	99	4.6	530.00

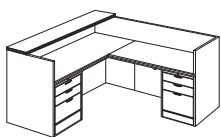
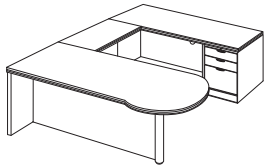


SUMMIT 7008/7009

7008 REED CHERRY FINISH / 7009 COPE CHERRY FINISH



ITEM	DESCRIPTION	MODEL	W"	D"	H"	WT. (lbs.)	CUBIC FT.	LIST PRICE
Right Peninsula "U"	Credenzas:	7008/7009-647 (R)	72	114	30	537	57.5	\$ 3397.00
Right Peninsula "U" (Flat Pack)	• Box with pencil tray / box with removable divider / file drawer	-520 Left Peninsula Desk Top	72	42	30	165	11.3	1060.00
	• Locking pedestals	-112 Peninsula Desk Post	4	4		13	1.4	124.00
Left Peninsula "U"	• Grommet in back panel	-571 R Single Ped Cred	72	24	30	260	40.2	1683.00
Left Peninsula "U" (Flat Pack)		-59 "U" Bridge	48	24	30	99	4.6	530.00
	Bridge:	7008/7009-647FP (R)	72	114	30	523	31.4	\$ 3126.00
	• Grommet in modesty panel	-520 Left Peninsula Desk Top				165	11.3	1060.00
	• -520 and -530 require assembly	-112 Peninsula Desk Post				13	1.4	124.00
		-211 Credenza Top, Panels				158	8.1	803.00
		-212 Cred/Return Assembled Ped				88	10.6	609.00
		-59 "U" Bridge	48	24	30	99	4.6	530.00
		7008/7009-648 (L)	72	114	30	537	57.5	\$ 3397.00
		-530 Right Peninsula Desk Top	72	42	30	165	11.3	1060.00
		-112 Peninsula Desk Post	4	4		13	1.4	124.00
		-581 Left Single Ped Cred	72	24	30	260	40.2	1683.00
		-59 "U" Bridge	48	24	30	99	4.6	530.00
		7008/7009-648FP (L)	72	114	30	523	31.4	\$ 3126.00
		-530 Right Peninsula Desk Top				165	11.3	1060.00
		-112 Peninsula Desk Post				13	1.4	124.00
		-211 Credenza Top, Panels				158	8.1	803.00
		-212 Cred/Return Assembled Ped				88	10.6	609.00
		-59 "U" Bridge	48	24	30	99	4.6	530.00
		7008/7009-66 (R)	66	78	42	564	92.3	\$ 4563.00
Right Reception "L"	• Box with pencil tray / box with removable divider / file drawer	-680 L Sgl Ped Desk	66	30	42	344	55.4	2681.00
Right Reception "L" (Flat Pack)	ped pedestal	-179 Right Sgl Ped Return	48	24	42	220	36.9	1882.00
	• Grommets on tops							
Left Reception "L"	• Optional organizers -531 and -532 are also available and are							
Left Reception "L" (Flat Pack)	found at the back of this pricer	7008/7009-66FP (R)	66	78	42	541	40.8	\$ 3795.00
		-681 Left Desk Top, Panels				200	10.2	1760.00
		-362 Desk Assembled Ped				103	12.7	664.00
		-1791 Return Top, Panels				150	7.3	762.00
		-212 Cred/Return Assembled Ped				88	10.6	609.00
		7008/7009-67 (L)	66	78	42	564	92.3	\$ 4563.00
		-690 Right Sgl Ped Desk	66	30	42	344	55.4	2681.00
		-189 Left Sgl Ped Return	48	24	42	220	36.9	1882.00
		7008/7009-67FP (L)	66	78	42	541	40.8	\$ 3795.00
		-691 Right Desk Top, Panels				200	10.2	1760.00
		-362 Desk Assembled Ped				103	12.7	664.00
		-1891 Return Top, Panels				150	7.3	762.00
		-212 Cred/Return Assembled Ped				88	10.6	609.00



ITEM	DESCRIPTION	MODEL	W"	D"	H"	WT. (lbs.)	CUBIC FT.	LIST PRICE
Vertical Letter Tray Organizer	• Use with reception desks	7008/7009-531	13	11	10.5	10	3.4	\$ 188.00



Horizontal Letter Tray Organizer	• Use with reception desks	7008/7009-532	14.5	11	10.5	10	3.4	\$ 188.00
----------------------------------	----------------------------	----------------------	------	----	------	----	-----	------------------



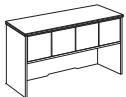
Overhead Storage	<ul style="list-style-type: none"> • Two cabinets • Letter storage in cabinets • Cable accessible • 24" vertical clearance for monitor • For use with -21, -21FP, -21Q, -215, -215FP, -20, -571, -581, -547, -548, -527, -528 	7008/7009-62	72	16	42	252	44.5	\$ 1652.00
------------------	--	---------------------	----	----	----	-----	------	-------------------



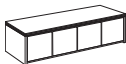
Overhead Storage with Frosted Glass Door Panels	<ul style="list-style-type: none"> • Two cabinets • Letter storage in cabinets • Cable accessible • 24" vertical clearance for monitor • For use with -21, -21FP, -21Q, -215, -215FP, -20, -571, -581, -547, -548, -527, -528 	7008/7009-625	72	16	42	252	44.5	\$ 1838.00
---	--	----------------------	----	----	----	-----	------	-------------------



Overhead Storage	<ul style="list-style-type: none"> • Two cabinets • Letter storage in cabinets • Cable accessible • 24" vertical clearance for monitor • For use with -19, -19FP 	7008/7009-61	66	16	42	231	39.2	\$ 1559.00
------------------	---	---------------------	----	----	----	-----	------	-------------------



Wall Mountable Overhead	<ul style="list-style-type: none"> • Two cabinets • Mounts to a wall with mounting rail and screws that are included • For use with -21, -21FP, -215, -20 	7008/7009-402	72	16	19.5	200	23.5	\$ 1309.00
-------------------------	--	----------------------	----	----	------	-----	------	-------------------



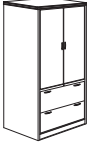






Lateral File	<ul style="list-style-type: none"> • Two file drawers • Central locking • Equipped with an anti-tip device 	7008/7009-16	36	24	30	196	25.3	\$ 1241.00
--------------	---	---------------------	----	----	----	-----	------	-------------------


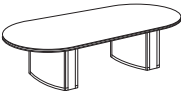
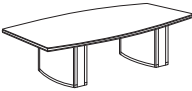
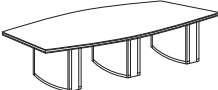
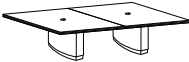




SUMMIT 7008/7009

7008 REED CHERRY FINISH / 7009 COPE CHERRY FINISH



ITEM	DESCRIPTION	MODEL	W"	D"	H"	WT. (lbs.)	CUBIC FT.	LIST PRICE
 Lateral File Storage Unit	<ul style="list-style-type: none"> • Two adjustable shelves • Two lateral file drawers with central locking • Cable accessible 	7008/7009-07	36	24	72	125	57.6	\$ 2681.00
 Bookcase	<ul style="list-style-type: none"> • Two adjustable shelves • Cabinet with an adjustable shelf 	7008/7009-09	36	16	72	245	42.2	\$ 1714.00
 72" Open Bookcase 72" Open Bookcase (Flat Pack)	<ul style="list-style-type: none"> • Four adjustable shelves 	7008/7009-108 7008/7009-108FP	36	16	72	210	33.2	\$ 1702.00
 54" Open Bookcase 54" Open Bookcase (Flat Pack)	<ul style="list-style-type: none"> • Three adjustable shelves • Adjustable levelers 	7008/7009-158 7008/7009-158FP	36	16	54	145	23.0	\$ 1434.00
 42" Open Bookcase 42" Open Bookcase (Flat Pack)	<ul style="list-style-type: none"> • Two adjustable shelves • Adjustable levelers 	7008/7009-148 7008/7009-148FP	36	16	42	134	19.8	\$ 1185.00
 LHF Single Door Wardrobe	<ul style="list-style-type: none"> • Four adjustable shelves • Metal coat rod 	7008/7009-01	18	24	72	100	32.9	\$ 1365.00
 RHF Single Door Wardrobe	<ul style="list-style-type: none"> • Four adjustable shelves • Metal coat rod 	7008/7009-02	18	24	72	100	32.9	\$ 1365.00

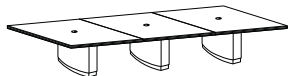
ITEM	DESCRIPTION	MODEL	W"	D"	H"	WT. (lbs.)	CUBIC FT.	LIST PRICE
42" Round Conference Table	• With brushed aluminum metal base	7008/7009-89	42	42	29.25	175	7.1	\$ 1185.00
								
8' Race Track Conference Table		7008/7009-96	96	42	30	225	16.9	\$ 2555.00
		-004 Top				175	9.2	1185.00
		-007 Bases (2 needed)				50	7.7	1370.00
								
10' Conference Table		7008/7009-120	120	42-48	30	250	20.9	\$ 2897.00
		-005 Top (2 pc)				200	13.2	1527.00
		-007 Bases (2 needed)				50	7.7	1370.00
								
12' Conference Table		7008/7009-144	144	42-48	30	275	21.1	\$ 3862.00
		-006 Top (2 pc)				225	13.4	1807.00
		-007 Bases (3 needed)				50	7.7	2055.00
								
8' Rectangular Expandable Conference Table	• Rail set with wire management tray	7008/7009-96REX	96	48	30	433	33.2	\$ 3325.00
		-9028 Left & Right Tops	48	48	4.5	233	17.9	1750.00
		-9033 Bases (2 needed)	27.5	10	29	188	14.4	1390.00
		-9034 Rail Set	42.5	.75	4	12	0.9	185.00
								
10' Rectangular Expandable Conference Table	• Rail set for 10' Table	7008/7009-120REX	120	48	30	453	34.6	\$ 3875.00
		-9029 Left & Right Tops	60	48	5	245	18.8	2250.00
		-9033 Bases (2 needed)	27.5	10	29	188	14.4	1390.00
		-9038 Rail Set	66.5	.75	4	20	1.4	235.00
								
12' Rectangular Expandable Conference Table	• Rail set for -9028 Left and Right Tops • Center section top with 44" rails and wire management tray	7008/7009-144REX	144	48	30	834	54.2	\$ 5360.00
		-9028 Left & Right Tops	48	48	4.5	233	17.9	1750.00
		-9032 Center Top & Rails	48	48	4.5	233	12.3	1095.00
		-9033 Bases (3 needed)	27.5	5.25	29	282	21.6	2085.00
		-9035 Rail Set (2 needed)	42.5	.75	4	36	2.4	430.00
								

SUMMIT 7008/7009

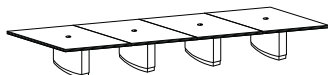
7008 REED CHERRY FINISH / 7009 COPE CHERRY FINISH



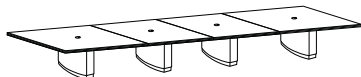
ITEM	DESCRIPTION	MODEL	W"	D"	H"	WT. (lbs.)	CUBIC FT.	LIST PRICE
14' Rectangular Expandable Conference Table	<ul style="list-style-type: none"> • Rail set for -9029 Left and Right Tops • Center section top with 44" rails and wire management tray 	7008/7009-168REX	168	48	30	800	54.6	\$ 6200.00
		-9029 Left & Right Tops	60	48	5	245	18.8	2550.00
		-9032 Center Top & Rails	48	48	4.5	233	11.2	1095.00
		-9033 Bases (3 needed)	27.5	10	29	282	21.6	2085.00
		-9037 Rail Set (2 needed)	54.5	.75	4	40	3.0	470.00



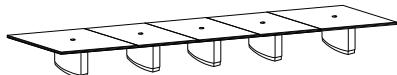
16' Rectangular Expandable Conference Table	<ul style="list-style-type: none"> • Rail set for -9028 Left and Right Tops • Center section tops with 44" rails and wire management tray 	7008/7009-192REX	192	48	30	1111	73.7	\$ 7150.00
		-9028 Left & Right Tops	48	48	4.5	233	17.9	1750.00
		-9032 Center Top & Rails (2 needed)	48	48	4.5	466	24.6	2190.00
		-9033 Bases (4 needed)	27.5	10	29	376	28.8	2780.00
		-9035 Rail Set (2 needed)	42.5	.75	4	36	2.4	430.00



18' Rectangular Expandable Conference Table	<ul style="list-style-type: none"> • Rail set for -9029 Left and Right Tops • Center section tops with 44" rails and wire management tray 	7008/7009-216REX	216	48	30	1127	75.2	\$ 7990.00
		-9029 Left & Right Tops	60	48	5	245	18.8	2550.00
		-9032 Center Top & Rails (2 needed)	48	48	4.5	466	24.6	2190.00
		-9033 Bases (4 needed)	27.5	10	29	376	28.8	2780.00
		-9037 Rail Set (2 needed)	54.5	.75	4	10	3.0	470.00



20' Rectangular Expandable Conference Table	<ul style="list-style-type: none"> • Rail set for -9028 Left and Right Tops • Center section tops with 44" rails and wire management tray 	7008/7009-240REX	240	48	30	1438	93.2	\$ 8940.00
		-9028 Left & Right Tops	48	48	4.5	233	17.9	1750.00
		-9032 Center Top & Rails (3 needed)	48	48	4.5	699	36.9	3285.00
		-9033 Bases (5 needed)	27.5	10	29	470	36.0	3475.00
		-9035 Rail Set (2 needed)	42.5	.75	4	36	2.4	430.00



22' Rectangular Expandable Conference Table	<ul style="list-style-type: none"> • Rail set for -9029 Left and Right Tops • Center section tops with 44" rails and wire management tray 	7008/7009-264REX	264	48	30	1494	94.7	\$ 9780.00
		-9029 Left & Right Tops	60	48	5	245	18.8	2550.00
		-9032 Center Top & Rails (3 needed)	48	48	4.5	699	36.9	3285.00
		-9033 Bases (5 needed)	27.5	10	29	470	36.0	3475.00
		-9037 Rail Set (2 needed)	54.5	.75	4	80	3.0	470.00



ALL ITEMS LISTED BELOW ARE INDIVIDUAL COMPONENTS FOR BELMONT EXPANDABLE TABLES

48" Left & Right Section Rectangular Expandable Conference Table Tops	7008/7009-9028	48	48	4.5	233	17.9	\$ 1750.00
--	-----------------------	----	----	-----	-----	------	-------------------



60" Left & Right Section Rectangular Expandable Conference Table Tops	7008/7009-9029	60	48	5	245	18.8	\$ 2550.00
--	-----------------------	----	----	---	-----	------	-------------------



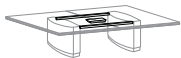
ITEM	DESCRIPTION	MODEL	W"	D"	H"	WT. (lbs.)	CUBIC FT.	LIST PRICE
48" Center Section Expandable Conference Table Top with 44" Rails	• Rails include wire management tray for top	7008/7009-9032	48	48	4.5	233	12.3	\$ 1095.00



Conference Table Base		7008/7009-9033	27.5	10	29	94	7.2	\$ 695.00
-----------------------	--	-----------------------	------	----	----	----	-----	------------------

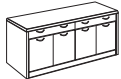


Rail Set for 8' Conference Table	• Includes wire management tray for top	7008/7009-9034	42.5	.75	4	12	0.9	\$ 185.00
Rail Set for Left & Right 48" Section Tops		7008/7009-9035	42.5	.75	4	18	1.2	\$ 215.00
Rail Set for Left and Right 60" Tops		7008/7009-9037	54.5	.75	4	20	1.5	\$ 235.00
Rail Set for 10' Table		7008/7009-9038	66.5	.75	4	20	1.4	\$ 235.00

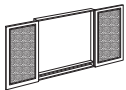


END OF EXPANDABLE TABLE COMPONENTS

Buffet	• Two, felt-lined, fully extending drawers with one having a silverware holder • Two cabinets, each with an adjustable shelf • Four heavy duty locking casters	7008/7009-25	66	24	36	106	41.6	\$ 2650.00
--------	--	---------------------	----	----	----	-----	------	-------------------



Presentation Board	• Open: 96" x 4" x 48" • Constructed of veneer and wood solids • Features authentic magnetic poly-vinyl marker board to inhibit marker shadows and a tack board on the interior of each door	7008/7009-650	48	4	48	106	10.5	\$ 1350.00
--------------------	--	----------------------	----	---	----	-----	------	-------------------



End Table		7008/7009-10	24	24	20	25	5.7	\$ 498.00
-----------	--	---------------------	----	----	----	----	-----	------------------



Coffee/Cocktail Table		7008/7009-40	50	24	16	50	5.8	\$ 704.00
-----------------------	--	---------------------	----	----	----	----	-----	------------------



SUMMIT 7008/7009

7008 REED CHERRY FINISH / 7009 COPE CHERRY FINISH



ITEM	DESCRIPTION	MODEL	W"	D"	H"	WT. (lbs.)	CUBIC FT.	LIST PRICE
Sofa/Console Table		7008/7009-82	60	16	30	50	4.8	\$ 673.00



Optional Center Drawer	• -70 Use with all 72" double and single pedestal desks	7008/7009-70	33.25			20	2.8	\$ 218.00
	• -72 Use with all 66" double and single pedestal desks	7008/7009-72	27.75			25	2.5	\$ 206.00
	• -73 Use with all returns	7008/7009-73	28.25			25	2.5	\$ 194.00



FOR COORDINATING CHAIRS, REFER TO PAGE 206 FOR MORE INFORMATION