



Pimlico Laminate

No. 7020 Mocha Finish

SPECIFICATIONS

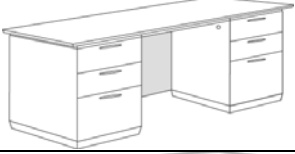
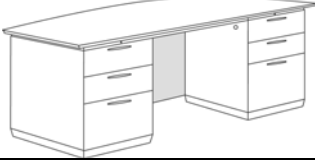

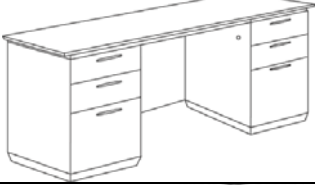
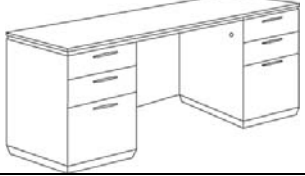


Construction. Chasis construction is of wood and wood product with a TFL surface and aluminum finished framed, frosted glass panels. . Tops are 1.25 inches thick with HPL surfaces. Recessed edges are of PVC and color matched to the surfaces. Substrate is wood and wood material. Tops are separated from the chasis with a satin aluminum finished reveal. Bases are made with satin an aluminum finish.


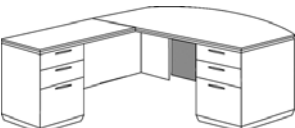
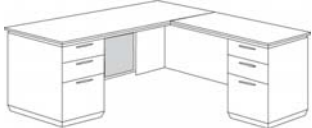
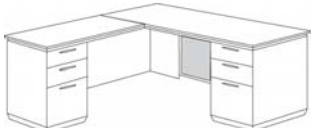
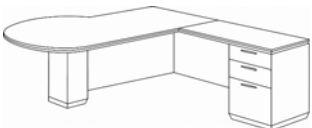
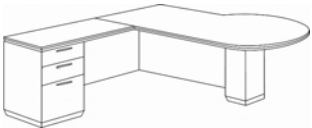

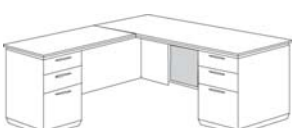
The construction features Camlocks with screws and cleats for reinforcement and stability. **Drawers** feature five-sided construction with fully extending, metal roller bearing, heavy duty suspensions. Box drawers have a 50 lb load bearing rating; file drawers have a load bearing rating of 100 lbs. File drawers are equipped with heavy gauge metal rods for letter or legal sized folders with

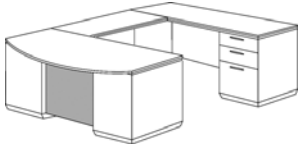
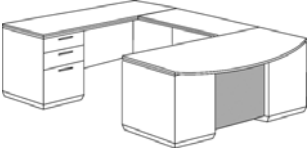
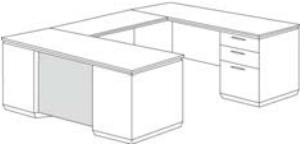
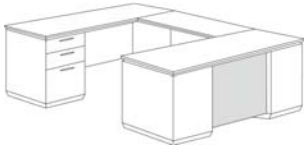
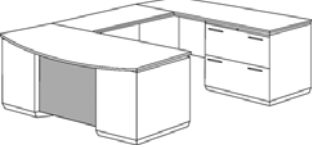
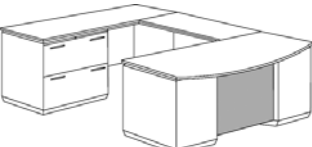
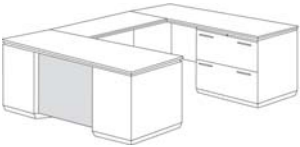

front-to-back or side-to-side filing capabilities.

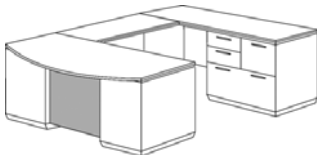
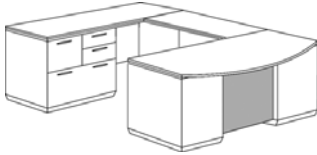
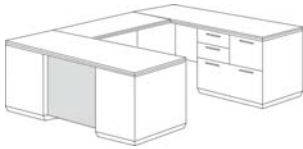
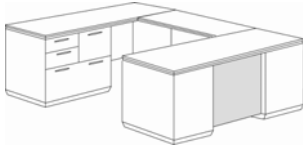

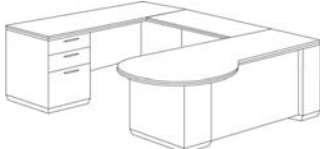

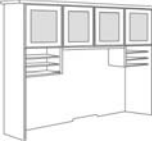

Adjustable levelers are featured on all desks, file cabinets, and credenzas.

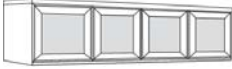








Specifications are subject to change without notice. Price sheets posted to e-service supersede printed price sheets.

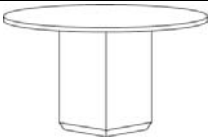
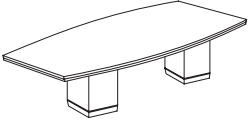

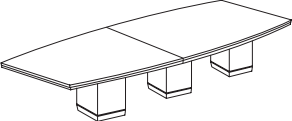

	ITEM NO. & DESCRIPTION*	SIZE W" x D" x H"	Wt.	CUBES (ft.)	Gov. Delivered List Price
	Executive Desk (fully assembled) 7020-36	72 x 36 x 30	371	55.1	1965.00
	Box / box / file drawer per pedestal; pencil tray in top box drawers; grommet in corners of top; kneehole locking pedestals				
	Executive Desk (fully assembled) 7020-37	72 x 42 x 30	380	65.3	1797.00
	Box / box / file drawer per pedestal; pencil tray in top box drawers; grommet in corners of top; kneehole locking pedestals				
	Executive Desk (fully assembled) 7020-30	66 x 30 x 30	324	43.0	1611.00
	Box / box / file drawer per pedestal; pencil tray in top box drawers; grommet in corners of top; kneehole locking pedestals				
	Kneehole Credenza (fully assembled) 7020-21	72 x 24 x 30	306	40.2	1586.00
	Box / box / file drawer per pedestal; adjustable divider in each box drawer; pencil tray in top box drawers; kneehole locking pedestals; cable accessible				
	Kneehole Credenza w/flat ends (fully assembled) 7020-215	70 x 24 x 30	300	40.2	1561.00
	Box / box / file drawer per pedestal; pencil tray in top box drawers; kneehole locking pedestals; cable accessible				
	Kneehole Credenza (fully assembled) 7020-19	66 x 24 x 30	308	35.9	1524.00
	Box / box / file drawer per pedestal; pencil tray in top box drawers; kneehole locking pedestals; cable accessible				
	Storage Credenza (fully assembled) 7020-20	72 x 24 x 30	354	41.8	1834.00
	Box / box / file drawer per pedestal; pencil tray in top box drawers; center two-door cabinet; locking peds via locks accessible through cabinet				

	ITEM NO. & DESCRIPTION*	SIZE W" x D" x H"	Wt.	CUBES (ft.)	Gov. Delivered List Price
	Right Executive Bow Front L Desk (fully assembled) 7020-47B Consists of: -570B Exec Lt Sgl Bow Assem Ped Desk -579 Right Sgl Pedestal Return	72 x 90 x 30 72 x 42 x 30 48 x 25 x 30	507 325 182	91.7 65.3 26.4	2793.00 1735.00 1058.00
	Left Executive Bow Front L Desk (fully assembled) 7020-48B Consists of: -580B Exec Rt Sgl Bow Assem Ped Desk -589 Left Sgl Pedestal Return	72 x 90 x 30 72 x 42 x 30 48 x 25 x 30	507 325 182	91.7 65.3 26.4	2793.00 1735.00 1058.00
Box / box / file drawer per pedestal; pencil tray in top box drawers; knee-hole locking pedestals; grommets in desk top corners and return modesty panel.					
	Right Executive L Desk (fully assembled) 7020-47 Consists of: -570 Exec. Left Sgl Pedestal Desk -579 Right Sgl Pedestal Return	72 x 84 x 30 72 x 36 x 30 48 x 25 x 30	478 296 182	81.5 55.1 26.4	2737.00 1680.00 1058.00
	Left Executive L Desk (fully assembled) 7020-48 Consists of: -580 Exec. Right Sgl Pedestal Desk -589 Left Sgl Pedestal Return	72 x 84 x 30 72 x 36 x 30 48 x 25 x 30	478 296 182	81.5 55.1 26.4	2737.00 1680.00 1058.00
Box / box / file drawer per pedestal; pencil tray in top box drawers; knee-hole locking pedestals; grommets in desk top corners and return modesty panel.					
	Right Peninsula L Desk* (partially assembled) 7020-45 Consists of: -520 Left Peninsula Desk Top, Panels* -113 Peninsula Desk Post -579 Right Return	72 x 90 x 30 72 x 42 x 30 48 x 25 x 30	418 190 46 182	41.6 11.0 4.2 26.4	1834.00 560.00 217.00 1058.00
	Left Peninsula L Desk* (partially assembled) 7020-46 Consists of: -530 Right Peninsula Desk Top, Panels* -113 Peninsula Desk Post -589 Left Return	72 x 90 x 30 72 x 42 x 30 48 x 25 x 30	418 190 46 182	41.6 11.0 4.2 26.4	1834.00 560.00 217.00 1058.00
Box / box / file drawer in the return pedestal; pencil tray in the top box drawer; knee-hole locking pedestal; grommet on return modesty panel. *-520/-530 require assembly					
	66" Right Executive L Desk (fully assembled) 7020-27 Consists of: -370 66" Exec Left Sgl Ped Desk -579 Right Sgl Ped Return	66 x 78 x 30 66 x 30 x 30 48 x 25 x 30	432 250 182	69.4 43.0 26.4	2575.00 1518.00 1058.00
	66" Left Executive L Desk (fully assembled) 7020-28 Consists of: -380 66" Exec Right Sgl Ped Desk -589 Left Sgl Ped Return	66 x 78 x 30 66 x 30 x 30 48 x 25 x 30	432 250 182	69.4 43.0 26.4	2575.00 1518.00 1058.00
Box / box / file drawer per pedestal; pencil tray in top box drawers; knee-hole locking pedestals; grommets in desk top corners and return modesty panel.					

	ITEM NO. & DESCRIPTION*	SIZE W" x D" x H"	Wt.	CUBES (ft.)	Gov. Delivered List Price
	Right Executive Bow Front U Desk (fully assembled) 7020-57B	72 x 114 x 30	632	112.1	3347.00
	Consists of:				
	-570B Exec Lt Sgl Bow Assem Ped Desk	72 x 42 x 30	325	65.3	1735.00
	-571 Exec. Rt Sgl Ped Credenza	72 x 24 x 30	228	40.2	1306.00
	-59 U Bridge	48 x 24 x 30	79	6.6	305.00
	Left Executive Bow Front U Desk (fully assembled) 7020-58B	72 x 114 x 30	632	112.1	3347.00
	Consists of:				
	-580B Exec. Rt Sgl Bow Assem Ped Desk	72 x 42 x 30	325	65.3	1735.00
	-581 Exec. Lt Sgl Ped Credenza	72 x 24 x 30	228	40.2	1306.00
	-59 U Bridge	48 x 24 x 30	79	6.6	305.00
	Box / box / file drawer per pedestal; pencil tray in top box drawer; knee-hole locking pedestals; grommets in corners of desk top; cable grommet in approach panel of credenza Bridge has cable grommet in approach panel				
	Right Executive U Desk (fully assembled) 7020-57	72 x 108 x 30	603	101.9	3289.00
	Consists of:				
	-570 Exec. Left Sgl Pedestal Desk	72 x 36 x 30	296	55.1	1680.00
	-571 Exec. Right Sgl Ped Credenza	72 x 24 x 30	228	40.2	1306.00
	-59 U Bridge	48 x 24 x 30	79	6.6	305.00
	Left Executive U Desk (fully assembled) 7020-58	72 x 108 x 30	603	101.9	3289.00
	Consists of:				
	-580 Exec. Right Sgl Pedestal Desk	72 x 36 x 30	296	55.1	1680.00
	-581 Exec. Left Sgl Ped Credenza	72 x 24 x 30	228	40.2	1306.00
	-59 U Bridge	48 x 24 x 30	79	6.6	305.00
	Box / box / file drawer per pedestal; pencil tray in top box drawer; knee-hole locking pedestals; grommets in corners of desk top; cable grommet in approach panel of credenza Bridge has cable grommet in approach panel				
	Right Lateral File Bow Front U Desk (fully assembled) 7020-537B	72 x 114 x 30	672	112.1	3631.00
	Consists of:				
	-570B Exec. Lt Sgl Bow Assem Ped Desk	72 x 42 x 30	325	65.3	1735.00
	-547 Rt Sgl Lateral File Credenza	72 x 24 x 30	268	40.2	1592.00
	-59 U Bridge	48 x 24 x 30	79	6.6	305.00
	Left Lateral File Bow Front U Desk (fully assembled) 7020-538B	72 x 114 x 30	672	112.1	3631.00
	Consists of:				
	-580B Exec. Rt Sgl Bow Assem Ped Desk	72 x 42 x 30	325	65.3	1735.00
	-548 Left Sgl Lateral File Credenza	72 x 24 x 30	268	40.2	1592.00
	-59 U Bridge	48 x 24 x 30	79	6.6	305.00
	Desk: box / box / file drawer; pencil tray in top box drawers; knee-hole locking pedestals; Credenza: two lateral file drawers; central locking pedestal; cable grommet in modesty panel. Bridge: cable grommet in approach panel				
	Right Lateral File U Desk (fully assembled) 7020-537	72 x 108 x 30	643	101.9	3575.00
	Consists of:				
	-570 Exec Left Sgl Pedestal Desk	72 x 36 x 30	296	55.1	1680.00
	-547 Right Sgl Lateral File Credenza	72 x 24 x 30	268	40.2	1592.00
	-59 U Bridge	48 x 24 x 30	79	6.6	305.00
	Left Lateral File U Desk (fully assembled) 7020-538	72 x 108 x 30	643	101.9	3575.00
	Consists of:				
	-580 Exec. Right Sgl Pedestal Desk	72 x 36 x 30	296	55.1	1680.00
	-548 Left Sgl Lateral File Credenza	72 x 24 x 30	268	40.2	1592.00
	-59 U Bridge	48 x 24 x 30	79	6.6	305.00
	Desk: box/box/file drawer; pencil tray in top box drawer; knee-hole locking pedestal; Credenza: two lateral file drawers; central locking pedestal; cable grommet in modesty panel. Bridge: cable grommet in approach panel.				

	ITEM NO. & DESCRIPTION*	SIZE W" x D" x H"	Wt.	CUBES (ft.)	Gov. Delivered List Price
	Right Personal File Bow Front U Desk (fully assembled) 7020-507B Consists of: -570B Exec. Lt Sgl Bow Assem Ped Desk -527 Rt Sgl Personal File Credenza -59 U Bridge	72 x 114 x 30	692	112.1	3631.00 1735.00 1592.00 305.00
	Left Personal File Bow Front U Desk (fully assembled) 7020-508B Consists of: -580B Exec. Rt Sgl Bow Assem Ped Desk -528 Left Sgl Personal File Credenza -59 U Bridge	72 x 114 x 30	692	112.1	3631.00 1735.00 1592.00 305.00
Desk: box / box / file drawer; pencil tray in top box drawer; knee-hole locking pedestal; Credenza: box/box/ personal file/ lateral file in pedestal; central locking pedestal; pencil tray in the top box drawer; cable grommet in the approach panel; Bridge: cable grommet in approach panel.					
	Right Personal File U Desk (fully assembled) 7020-507 Consists of: -570 Exec Left Sgl Pedestal Desk -527 Right Sgl Personal File Cred -59 U Bridge	72 x 108 x 30	663	101.9	3575.00 1680.00 1592.00 305.00
	Left Personal File U Desk (fully assembled) 7020-508 Consists of: -580 Exec. Right Sgl Pedestal Desk -528 Left Sgl Personal File Credenza -59 U Bridge	72 x 108 x 30	663	101.9	3575.00 1680.00 1592.00 305.00
Desk: box / box / file drawer; pencil tray in top box drawer; knee-hole locking pedestal; Credenza: box / box / personal file / lateral file in pedestal; central locking pedestal; pencil tray in the top box drawer; cable grommet in the approach panel; Bridge: cable grommet in approach panel					
	Right Peninsula U Desk* (partially assembled) 7020-647 Consists of: -520 Left Peninsula Desk Top, Panels* -113 Peninsula Desk Post -571 Exec. Right Sgl Ped Credenza -59 U Bridge	72 x 114 x 30	543	62.0	2389.00 560.00 217.00 1306.00 305.00
	Left Peninsula U Desk* (partially assembled) 7020-648 Consists of: -530 Rt Peninsula Desk Top, Panels* -113 Peninsula Desk Post -581 Exec. Left Sgl Ped Credenza -59 U Bridge	72 x 114 x 30	543	62.0	2389.00 560.00 217.00 1306.00 305.00
Credenza: box / box / file drawer; pencil tray in the top box drawer; knee-hole locking pedestal; cable grommet in approach panel; Bridge: cable grommet in approach panel *-520/-530 require assembly.					
	Lateral File (fully assembled) 7020-16	36 x 24 x 30	183	21.8	914.00
two lateral file drawers; central locking; equipped with an anti-tip device					
	Overhead Storage (fully assembled) 7020-61	66 x 16 x 42	225	37.2	1431.00
Two cabinets with frosted plexi doors; letter storage; cable accessible, including 1" grommet for optional task light installation					
	Overhead Storage (fully assembled) 7020-62	72 x 16 x 42	241	40.3	1680.00
Two cabinets with frosted plexi doors; letter storage; cable accessible, including 1" grommet for optional task light installation					

	ITEM NO. & DESCRIPTION*	SIZE W" x D" x H"	Wt.	CUBES (ft.)	Gov. Delivered List Price
	Wall Mounted Overhead (fully assembled) 7020-404	70 x 16 x 18	143	19.1	865.00
	Two cabinets with frosted plexi doors; grommet for installation of optional task light; mounts to wall with Z-Rail and screws				
	Left Single Wardrobe/Cabinet (fully assembled) 7020-01	18 x 24 x 72	169	26.1	1013.00
	Four adjustable/removable shelves; metal hanger rod				
	Right Single Wardrobe/Cabinet (fully assembled) 7020-02	18 x 24 x 72	169	26.1	1013.00
	Four adjustable/removable shelves; metal hanger rod				
	Double Wardrobe/Cabinet (fully assembled) 7020-06	36 x 24.25 x 72	312	48.5	1754.00
	Two cabinets, each with four adjustable shelves; metal hanger rod in left cabinet				
	Lateral File Storage Cabinet (fully assembled) 7020-07	36 x 24.25 x 72	323	48.5	1804.00
	Two lateral file drawers with central locking; cabinet with two adjustable shelves				
	Bookcase (fully assembled) 7020-09	36 x 16 x 72	198	33.9	1144.00
	Open storage with two adjustable shelves; cabinet with an adjustable shelf				
	Open Bookcase (fully assembled) 7020-108	36 x 16 x 72	176	33.2	1238.00
	Five shelves of which four are adjustable.				
	Open Bookcase (fully assembled) 7020-158	36 x 16 x 54	134	23.0	951.00
	Four shelves of which three are adjustable.				
	Open Bookcase (fully assembled) 7020-148	36 x 16 x 42	112	19.8	865.00
	Three shelves of which two are adjustable.				

	ITEM NO. & DESCRIPTION*	SIZE W" x D" x H"	Wt.	CUBES (ft.)	Gov. Delivered List Price
	42" Round Conference Table 7020-89 Consists of: -011 42" Round Top -002 18" Square Single Pedestal Base	42 x 42 x 30	108	11.8	454.00 193.00 261.00
	8' Boat Top Conference Table 7020-96 Consists of" -004 96" Boat Shaped Top -002 18" Square Pedestal Base (2)	96 x 42 x 30	279	31.7	1327.00 805.00 522.00
	10' Boat Top Conference Table 7020-120 Consists of" -005 120" Two Piece Boat Shaped Top -002 18" Square Pedestal Base (2)	120 x 48 x 30	284	32.6	1557.00 1035.00 522.00
	8' Boat Top Conference Table 7020-144 Consists of" -006 144" Two Piece Boat Shaped Top -002 18" Square Pedestal Base (2)	144 x 48 x 30	363	44.8	1847.00 1064.00 783.00
	Optional Center/Keyboard Drawer 7020-701 Drop-front; 2.75" box height; Use with 72" double and single pedestal desks or credenzas. Optional Center/Keyboard Drawer 7020-702 Drop-front; 2.75" box height; Use with 66" double and single pedestal desks and 48" returns.	33.5 x 19.75 x 3.25	10	3.4	217.00 206.00

All Online Catalog Prices Supersede Printed Media
www.dmiofficefurniture.com