



Fairplex Park

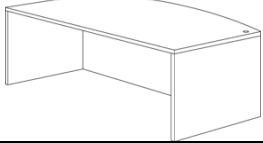
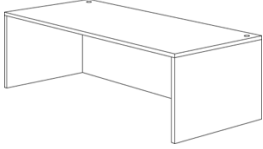


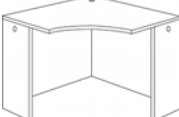
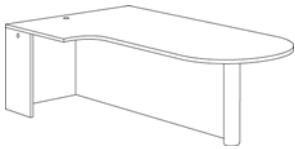
No. 7005 Cognac Cherry Finish
No. 7006 Mahogany Finish

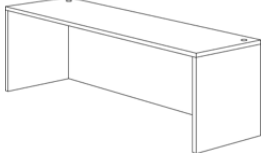
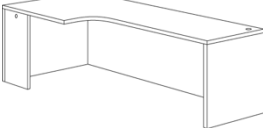
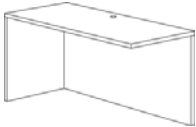
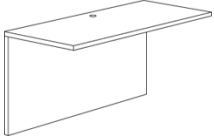

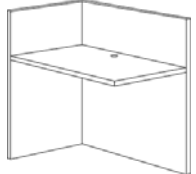


SPECIFICATIONS



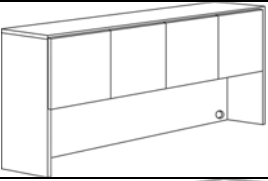
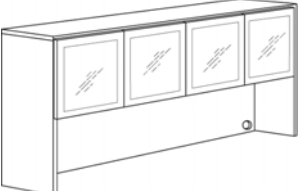
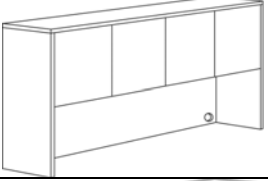



Construction: Constructed of 3-ply balanced panels with Cam-lock fasteners, wood dowels, screws and glue. Tops are 28mm thick thermally fused laminate on 3-ply balanced panels with 3mm PVC reed shaped edges.

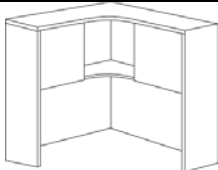
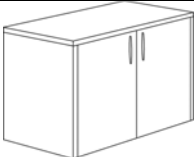

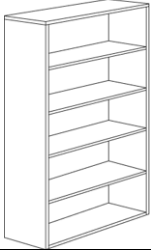




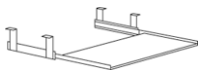

Drawers: Constructed of 3-ply balanced panels with the outer plies in a thermally fused laminate. All drawers feature full extension, metal ball bearing slides and accommodate letter or legal sized hanging files. All pedestals and the lateral file have a front mounted lock with central locking.


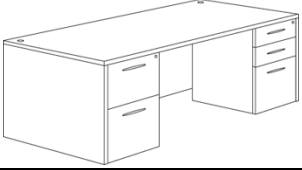

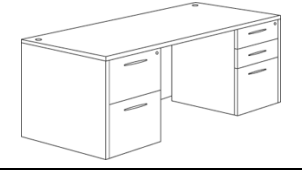
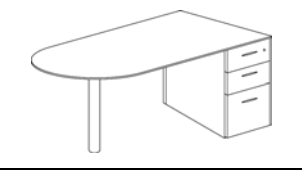
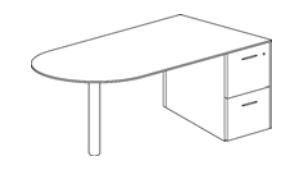


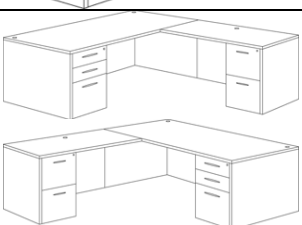
Adjustable levelers: All cases are equipped with levelers.


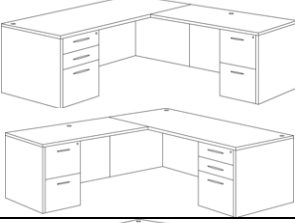


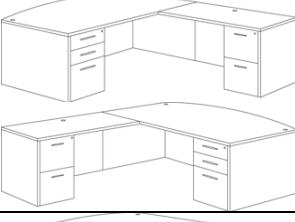

					FLA. Gov. Delivered List Price
ITEM NO. & DESCRIPTION*		SIZE W" x D" x H"	WT	CUBES (ft.)	Zone 1
Desk Shells					
	Desk Shell, Bow Top 7005/7006-822	71 x 41.2 x 29	173	6.1	440.00
	71" Desk Shell 7005/7006-821	71 x 35.5 x 29	162	5.3	385.00
	66" Desk Shell 7005/7006-921	66 x 30 x 29	136	4.3	347.00
	60" Desk Shell 7005/7006-121	60 x 30 x 29	128	3.9	330.00
	48" Desk Shell 7005/7006-421	47.25 x 30 x 29	110	4.0	314.00
	Executive Bullet Desk Shell 7005/7006-620	71 x 35.5 x 29	108	4.3	318.00
	Bullet Support Base 7005/7006-630	2.5 x 2.5 x 28	9	1.1	72.00
	Corner Bow Front Desk accommodates left return or credenza 7005/7006-321	71 x 48 x 29	184	7.1	468.00
	Corner Bow Front Desk accommodates right return or credenza 7005/7006-322	71 x 48 x 29	184	7.1	468.00
	Corner Desk Shell 7005/7006-330	42 x 42 x 29	125	4.2	352.00
	Corner Bullet Desk accommodates left return or credenza 7005/7006-221	71 x 42 x 29	139	6.3	413.00
	Corner Bullet Desk accommodates right return or credenza 7005/7006-222	71 x 42 x 29	139	6.3	413.00
	Bullet Desk Support Base 7005/7006-230	2.5 x 2.5 x 28	6	0.7	127.00






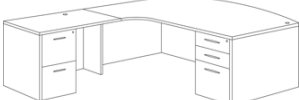


					FLA. Gov. Delivered List Price
	ITEM NO. & DESCRIPTION*	SIZE W" x D" x H"	WT.	CUBES (ft.)	Zone 1
Credenza Shells					
	71" Credenza Shell 7005/7006-825	71 x 23.6 x 29	122	4.3	303.00
	66" Credenza Shell 7005/7006-925	66 x 23.6 x 29	116	4.0	242.00
	Corner Credenza for use in right U applications 7005/7006-621	71 x 35.5 x 29	149	5.3	424.00
	Corner Credenza for use in left U applications 7005/7006-622	71 x 35.5 x 29	149	5.3	424.00
Return & Bridge Shells					
	Return 7005/7006-824	47.25 x 23.6 x 29	90	3.2	259.00
	Return 7005/7006-924	42 x 23.6 x 29	88	2.9	253.00
	Return 7005/7006-224	42 x 19.75 x 29	78	2.9	248.00
	Return 7005/7006-324	35.5 x 23.6 x 29	74	2.4	204.00
	Bridge 7005/7006-823	47.25 x 23.6 x 29	70	2.4	193.00
	Bridge 7005/7006-923	42 x 23.6 x 29	65	2.1	176.00
	Bridge 7005/7006-623	35 x 23.6 x 29	56	1.8	154.00
Reception Shells					
	Reception Desk Shell 7005/7006-122	71 x 36 x 41	207	6.9	583.00
	Reception Return 7005/7006-124	42 x 23.6 x 40	100	3.3	281.00
	Reception Return Riser 7005/7006-125	60 x 12 x 1	24	0.7	171.00
Pedestals & Storage					
	Box/Box/File Pedestal 7005/7006-831	15.5 x 22 x 28	78	7.6	325.00
	File/File Pedestal 7005/7006-832	15.5 x 22 x 28	74	7.6	303.00
	File/File Pedestal 7005/7006-840 For use with -224 return.	15.5 x 18 x 28	68	7.0	303.00




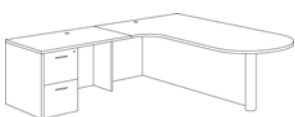



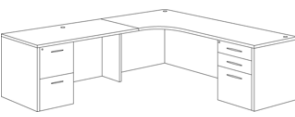
					FLA. Gov. Delivered List Price
	ITEM NO. & DESCRIPTION*	SIZE W" x D" x H"	WT.	CUBES (ft.)	Zone 1
	Personal File Pedestal 7005/7006-327 Box / box / personal file / lateral file drawer; Locking drawers	30 x 22 x 28	154	14.5	589.00
	Lateral File 7005/7006-827 <i>Top can be removed for use as a pedestal</i> <i>Centrally locking drawers</i>	35.5 x 22 x 29	150	16.8	633.00
Overhead Storage					
	71" Overhead with Wood Doors 7005/7006-427 <i>Two cabinets</i>	71 x 15 x 36	140	5.6	380.00
	71" Overhead with Frosted Glass Doors 7005/7006-428 <i>Two cabinets</i>	71 x 15 x 36	142	5.6	457.00
	66" Overhead w/Doors 7005/7006-927 <i>Use with -19, -925</i>	66 x 15 x 36	129	5.2	363.00
	66" Overhead w/Frosted Glass Door Panels 7005/7006-928 <i>Use with -19, -925</i>	66 x 15 x 36	131	4.9	424.00
	48" Overhead w/Two Doors 7005/7006-326 <i>Use with -824</i>	48 x 15 x 36	101	3.7	292.00
	Open Overhead 7005/7006-328 <i>Use with -540, -827</i>	35.5 x 15 x 36	81	3.2	237.00


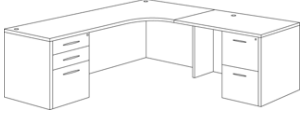

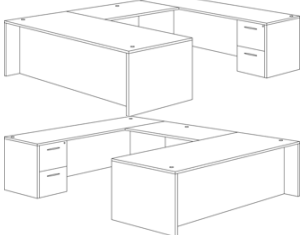
					FLA. Gov. Delivered List Price
	ITEM NO. & DESCRIPTION*	SIZE W" x D" x H"	WT.	CUBES (ft.)	Zone 1
	Corner Overhead 7005/7006-331 <i>Use with -330</i>	42 x 42 x 36	142	5.4	407.00
Cabinets & Bookcases					
	Two Door Cabinet 7005/7006-540	34 x 22 x 29	118	4.2	336.00
	Bookcase 7005/7006-828	35.5 x 15 x 42	98	3.6	275.00
	Bookcase 7005/7006-829	35.5 x 15 x 65	150	5.6	358.00
Tables					
	42" Round Conference Table 7005/7006-726	42 x 42 x 29	95	5.6	308.00
	47" Round Conference Table 7005/7006-721	47 x 47 x 29	109	7.0	369.00
	6' Racetrack Conference Table 7005/7006-720	71 x 35 x 29	139	5.5	402.00
	8' Racetrack Conference Table 7005/7006-723	95 x 42 x 29	189	8.9	567.00
	10' Racetrack Conference Table 7005/7006-728	120 x 48 x 29	222	8.7	644.00
	120" Racetrack Stretcher 7005/7006-729		24	1.0	143.00
	End Table 7005/7006-131	24 x 24 x 20	50	1.7	138.00
Accessories					
	Keyboard Slide 7005/7006-510	26 x 12 x 1	13	0.9	50.00
	Cloth Tack Board 7005/7006-101	68 x 1.5 x 18	25	1.8	352.00
	Cloth Tack Board 7005/7006-102	63 x 1.5 x 18	24	1.6	330.00
	Cloth Tack Board 7005/7006-103	44.5 x 1.5 x 18	23	1.2	270.00

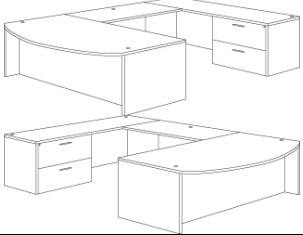
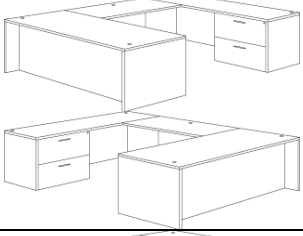
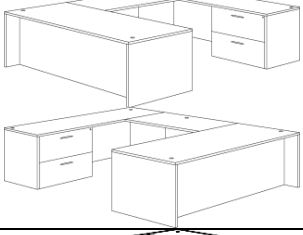
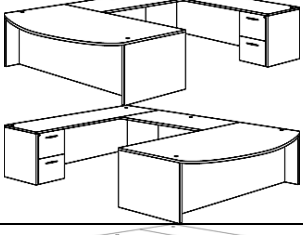
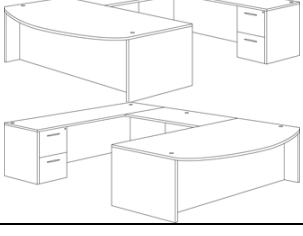


					FLA. Gov. Delivered List Price
	ITEM NO. & DESCRIPTION*	SIZE W" x D" x H"	WT.	CUBES (ft.)	Zone 1
Kits					
	Executive Bow Front Desk 7005/7006-37 Consists of: -822 Desk Shell w/Bow Top -831 B/B/F Pedestal -832 F/F Pedestal	71 x 41.2 x 29	325	21.3	1068.00 440.00 325.00 303.00
	71" Executive Desk 7005/7006-36 Consists of: -821 71" Desk Shell -831 B/B/F Pedestal -832 F/F Pedestal	71 x 35.5 x 29	314	20.5	1013.00 385.00 325.00 303.00
	66" Executive Desk 7005/7006-31 Consists of: -921 66" Desk Shell -831 B/B/F Pedestal -832 F/F Pedestal	66 x 30 x 29	288	19.5	975.00 347.00 325.00 303.00
	60" Jr. Executive Desk 7005/7006-30 Consists of: -121 60" Desk Shell -831 B/B/F Pedestal -832 F/F Pedestal	60 x 30 x 29	280	19.1	958.00 330.00 325.00 303.00
	Three-Drawer Sales Desk (R/L) 7005/7006-3233 Consists of: -620 Exec Bullet Desk Shell -630 Bullet Support Base -831 Box/Box/File Pedestal	71 x 35.5 x 29	195	13.0	715.00 318.00 72.00 325.00
	Two-Drawer Sales Desk (R/L) 7005/7006-3435 Consists of: -620 Exec Bullet Desk Shell -630 Bullet Support Base -832 File/File Pedestal	71 x 35.5 x 29	191	13.0	693.00 318.00 72.00 303.00
	Executive Kneehole Credenza 7005/7006-21 Consists of: -825 71" Credenza Shell -831 B/B/F Pedestal -831 B/B/F Pedestal	71 x 23.6 x 29	278	19.5	953.00 303.00 325.00 325.00
	Kneehole Credenza 7005/7006-19 Consists of: -925 66" Credenza Shell -831 B/B/F Pedestal -831 B/B/F Pedestal	66 x 23.6 x 29	272	19.5	892.00 242.00 325.00 325.00
	Executive Right/Left L Desk 7005/7006-4748E Consists of: -821 71" Desk Shell -831 B/B/F Pedestal -824 48" Return -832 F/F Pedestal	71 x 82.75 x 29	404	23.7	1272.00 385.00 325.00 259.00 303.00

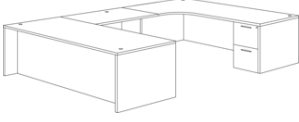
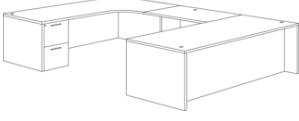





					FLA. Gov. Delivered List Price
	ITEM NO. & DESCRIPTION*	SIZE W" x D" x H"	WT.	CUBES (ft.)	Zone 1
	Right/Left L Desk 7005/7006-4748 Consists of: -821 71" Desk Shell -831 B/B/F Pedestal -924 42" Return -832 F/F Pedestal	71 x 77.5 x 29	392	23.4	1266.00 385.00 325.00 253.00 303.00
	Jr. Executive Right/Left L Desk 7005/7006-2728E Consists of: -921 66" Desk Shell -831 B/B/F Pedestal -824 48" Return -832 F/F Pedestal	66 x 77.75 x 29	378	22.7	1234.00 347.00 325.00 259.00 303.00
	Right/Left L Desk 7005/7006-2728 Consists of: -921 66" Desk Shell -831 B/B/F Pedestal -924 42" Return -832 F/F Pedestal	66 x 72 x 29	366	22.4	1228.00 347.00 325.00 253.00 303.00
	Right/Left L Desk 7005/7006-1718 Consists of: -121 60" Desk Shell -831 B/B/F Pedestal -924 42" Return Shell -832 F/F Pedestal	60 x 72 x 29	358	22.0	1211.00 330.00 325.00 253.00 303.00
	Executive Right/Left Bow Front L Desk 7005/7006-4748EB Consists of: -822 71" Desk Shell w/Bow Front Shell -831 B/B/F Pedestal -824 48" Return Shell -832 F/F Pedestal	71 x 88.45 x 29	415	24.5	1327.00 440.00 325.00 259.00 303.00
	Right/Left Bow Front L Desk 7005/7006-4748B Consists of: -822 71" Desk Shell w/Bow Front Shell -831 B/B/F Pedestal -924 42" Return Shell -832 F/F Pedestal	71 x 83.2 x 29	403	24.2	1321.00 440.00 325.00 253.00 303.00





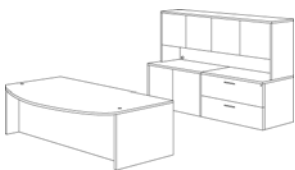


					FLA. Gov. Delivered List Price
	ITEM NO. & DESCRIPTION*	SIZE W" x D" x H"	WT.	CUBES (ft.)	Zone 1
	Executive Right Corner Bow Front L Desk 7005/7006-47ECB	71 x 95.25 x 29	426	25.5	1355.00
	Consists of: -322 71" Corner Bow Front Desk Shell -831 B/B/F Pedestal -824 48" Return Shell -832 F/F Pedestal				468.00 325.00 259.00 303.00
	Executive Left Corner Bow Front L Desk 7005/7006-48ECB	71 x 95.25 x 29	426	25.5	1355.00
	Consists of: -321 71" Corner Bow Front Desk Shell -831 B/B/F Pedestal -824 48" Return Shell -832 F/F Pedestal				468.00 325.00 259.00 303.00
	Right Corner Bow Front L Desk 7005/7006-47CB	71 x 90 x 29	414	25.2	1349.00
	Consists of: -322 71" Corner Bow Front Desk Shell -831 B/B/F Pedestal -924 42" Return Shell -832 F/F Pedestal				468.00 325.00 253.00 303.00
	Left Corner Bow Front L Desk 7005/7006-48CB	71 x 90 x 29	414	25.2	1349.00
	Consists of: -321 71" Corner Bow Front Desk Shell -831 B/B/F Pedestal -924 42" Return Shell -832 F/F Pedestal				468.00 325.00 253.00 303.00
	Junior Executive Right Corner Bow Front L Desk 7005/7006-47CBJ	71 x 83 x 29	410	24.7	1300.00
	Consists of: -322 71" Corner Bow Front Desk Shell -831 B/B/F Pedestal -324 35" Return Shell -832 F/F Pedestal				468.00 325.00 204.00 303.00
	Junior Executive Left Corner Bow Front L Desk 7005/7006-48CBJ	71 x 83 x 29	410	24.7	1300.00
	Consists of: -321 71" Corner Bow Front Desk Shell -831 B/B/F Pedestal -324 35" Return Shell -832 F/F Pedestal				468.00 325.00 204.00 303.00
	Executive Right/Left Bullet L Desk 7005/7006-4546E	71 x 83.5 x 29	281	16.2	952.00
	Consists of: -620 71" Bullet Desk Shell -630 Bullet Desk Post -824 48" Return Shell -832 F/F Pedestal				318.00 72.00 259.00 303.00
	Right/Left Bullet L Desk 7005/7006-4546	71 x 77.5 x 29	269	15.9	946.00
	Consists of: -620 71" Bullet Desk Shell -630 Bullet Desk Post -924 42" Return Shell -832 F/F Pedestal				318.00 72.00 253.00 303.00


					FLA. Gov. Delivered List Price
	ITEM NO. & DESCRIPTION*	SIZE W" x D" x H"	WT.	CUBES (ft.)	Zone 1
	Executive Right Corner Peninsula/Bullet L Desk 7005/7006-45ECP Consists of: -222 71" Corner Peninsula/ Bullet Desk Shell -230 Corner Peninsula/Bullet Desk Base -824 48" Return Shell -832 F/F Pedestal	71 x 89.25 x 29	309	17.8	1102.00 413.00 127.00 259.00 303.00
		Executive Left Corner Peninsula/Bullet L Desk 7005/7006-46ECP Consists of: -221 71" Corner Peninsula/Bullet Desk Shell -230 Corner Peninsula/Bullet Desk Base -824 48" Return Shell -832 F/F Pedestal	71 x 89.25 x 29	309	17.8
	Right Corner Peninsula/Bullet L Desk 7005/7006-45CP Consists of: -222 71" Corner Peninsula/Bullet Desk Shell -230 Corner Peninsula/Bullet Desk Base -924 42" Return Shell -832 F/F Pedestal	71 x 84 x 29	297	17.5	1096.00 413.00 127.00 253.00 303.00
		Left Corner Peninsula/Bullet L Desk 7005/7006-46CP Consists of: -221 71" Corner Peninsula/Bullet Desk Shell -230 Corner Peninsula/Bullet Desk Base -924 42" Return Shell -832 F/F Pedestal	71 x 84 x 29	297	17.5
	Junior Executive Right Corner Peninsula/Bullet Desk 7005/7006-45CPJ Consists of: -222 71" Corner Peninsula/Bullet Desk Shell -230 Corner Peninsula/Bullet Desk Base -324 35" Return Shell -832 F/F Pedestal	71 x 77 x 29	293	17.0	1047.00 413.00 127.00 204.00 303.00
		Junior Executive Left Corner Peninsula/Bullet Desk 7005/7006-46CPJ Consists of: -221 71" Corner Peninsula/Bullet Desk Shell -230 Corner Peninsula/Bullet Desk Base -324 35" Return Shell -832 F/F Pedestal	71 x 77 x 29	293	17.0
	Executive Right Corner Desk 7005/7006-50E Consists of: -622 71" Corner Credenza Shell -831 B/B/F Pedestal -824 48" Return Shell -832 F/F Pedestal	71 x 82.75 x 29	391	23.7	1311.00 424.00 325.00 259.00 303.00
		Executive Left Corner Desk 7005/7006-51E Consists of: -621 71" Corner Credenza Shell -831 B/B/F Pedestal -824 48" Return Shell -832 F/F Pedestal	71 x 82.75 x 29	391	23.7

					FLA. Gov. Delivered List Price
	ITEM NO. & DESCRIPTION*	SIZE W" x D" x H"	WT.	CUBES (ft.)	Zone 1
	Right Corner Desk 7005/7006-50 Consists of: -622 71" Corner Credenza Shell -831 B/B/F Pedestal -924 42" Return Shell -832 F/F Pedestal	71 x 77.5 x 29	379	23.4	1305.00 424.00 325.00 253.00 303.00
	Left Corner Desk 7005/7006-51 Consists of: -621 71" Corner Credenza Shell -831 B/B/F Pedestal -924 42" Return Shell -832 F/F Pedestal	71 x 77.5 x 29	379	23.4	1305.00 424.00 325.00 253.00 303.00
	Junior Executive Right Corner Desk 7005/7006-50J Consists of: -622 71" Corner Credenza Shell -831 B/B/F Pedestal -324 35" Return Shell -832 F/F Pedestal	71 x 71 x 29	375	22.9	1256.00 424.00 325.00 204.00 303.00
	Junior Executive Left Corner Desk 7005/7006-51J Consists of: -621 71" Corner Credenza Shell -831 B/B/F Pedestal -324 35" Return Shell -832 F/F Pedestal	71 x 71 x 29	375	22.9	1256.00 424.00 325.00 204.00 303.00
	Right/Left Reception Desk 7005/7006-6667 Consists of: -122 71" Reception Desk Shell, Riser -831 B/B/F Pedestal -124 42" Reception Return Shell -125 Return Riser -832 F/F Pedestal	71 x 78 x 42			1663.00 583.00 325.00 281.00 171.00 303.00
	Executive Right/Left U Desk 7005/7006-5758E Consists of: -821 71" Executive Desk Shell -831 B/B/F Pedestal -823 48" Bridge -825 71" Credenza Shell -832 F/F Pedestal	71 x 106.4 x 29	476	23.6	1509.00 385.00 325.00 193.00 303.00 303.00
	Right/Left U Desk 7005/7006-5758 Consists of: -821 71" Executive Desk Shell -831 B/B/F Pedestal -923 42" Bridge -825 71" Credenza Shell -832 F/F Pedestal	71 x 101 x 29	471	23.3	1492.00 385.00 325.00 176.00 303.00 303.00

					FLA. Gov. Delivered List Price
	ITEM NO. & DESCRIPTION*	SIZE W" x D" x H"	WT.	CUBES (ft.)	Zone 1
	Executive Right/Left Bow Front Lateral File U Desk 7005/7006-537538EB Consists of: -822 71" Executive Desk Shell w/Bow Front -831 B/B/F Pedestal -823 48" Bridge -825 71" Credenza Shell -827 Lateral File Pedestal	71 x 112 x 29	593	37.2	1894.00 440.00 325.00 193.00 303.00 633.00
	Executive Right/Left Lateral File U Desk 7005/7006-537538E Consists of: -821 71" Executive Desk Shell -831 B/B/F Pedestal -823 48" Bridge -825 71" Credenza Shell -827 Lateral File Pedestal	71 x 106.4 x 29	582	36.4	1839.00 385.00 325.00 193.00 303.00 633.00
	Right/Left Lateral File U Desk 7005/7006-537538 Consists of: -821 71" Executive Desk Shell -831 B/B/F Pedestal -923 42" Bridge -825 71" Credenza Shell -827 Lateral File Pedestal	71 x 101 x 29	577	36.1	1822.00 385.00 325.00 176.00 303.00 633.00
	Executive Right/Left Bow Front U Desk 7005/7006-5758EB Consists of: -822 71" Executive Desk Shell w/Bow Front -831 B/B/F Pedestal -823 48" Bridge -825 71" Credenza Shell -832 F/F Pedestal	71 x 113 x 29	517	28.0	1564.00 440.00 325.00 193.00 303.00 303.00
	Right/Left Bow Front U Desk 7005/7006-5758B Consists of: -822 71" Executive Desk Shell w/Bow Front -831 B/B/F Pedestal -923 42" Bridge -825 71" Credenza Shell -832 F/F Pedestal	71 x 107 x 29	512	27.7	1547.00 440.00 325.00 176.00 303.00 303.00
	Right Bow Front U Desk w/Corner Credenza 7005/7006-557B Consists of: -822 71" Executive Desk Shell w/Bow Front -831 B/B/F Pedestal -623 35" Bridge -621 71" Corner Credenza Shell -832 F/F Pedestal	71 x 112.2 x 29	530	28.4	1646.00 440.00 325.00 154.00 424.00 303.00
	Left Bow Front U Desk w/Corner Credenza 7005/7006-558B Consists of: -822 71" Executive Desk Shell w/Bow Front -831 B/B/F Pedestal -623 35" Bridge -622 71" Corner Credenza Shell -832 F/F Pedestal	71 x 112.2 x 29	530	28.4	1646.00 440.00 325.00 154.00 424.00 303.00

					FLA. Gov. Delivered List Price
	ITEM NO. & DESCRIPTION*	SIZE W" x D" x H"	WT.	CUBES (ft.)	Zone 1
 	Right U Desk w/Corner Credenza 7005/7006-557 Consists of: -821 71" Executive Desk Shell -831 B/B/F Pedestal -623 35" Bridge -621 71" Corner Credenza Shell -832 F/F Pedestal	71 x 106.5 x 29	519	27.6	1591.00 385.00 325.00 154.00 424.00 303.00
	Left U Desk w/Corner Credenza 7005/7006-558 Consists of: -821 71" Executive Desk Shell -831 B/B/F Pedestal -623 35" Bridge -622 71" Corner Credenza Shell -832 F/F Pedestal	71 x 106.5 x 29	519	27.6	1591.00 385.00 325.00 154.00 424.00 303.00
	Executive Right/Left Bullet U Desk 7005/7006-647648E Consists of: -620 71" Bullet Desk Shell -630 Bullet Desk Base -823 48" Bridge -825 71" Credenza -832 F/F Pedestal	71 x 106.4 x 29	383	19.7	1189.00 318.00 72.00 193.00 303.00 303.00
	Executive Right/Left Bullet Lateral File U Desk 7005/7006-507508E Consists of: -620 71" Bullet Desk Shell -630 Bullet Desk Post -823 48" Bridge -825 71" Credenza Shell -827 Lateral File Pedestal	71 x 108 x 29	459	28.9	1519.00 318.00 72.00 193.00 303.00 633.00
	Right/Left Bullet Lateral File U Desk 7005/7006-507508 Consists of: -620 71" Bullet Desk Shell -630 Bullet Desk Base -923 42" Bridge -825 71" Credenza Shell -827 Lateral File Pedestal	71 x 101 x 29	454	28.6	1502.00 318.00 72.00 176.00 303.00 633.00
 	Executive Right Corner Peninsula/Bullet U Desk 7005/7006-647CP Consists of: -222 71" Corner Peninsula/Bullet Desk Shell -230 Corner Peninsula/Bullet Desk Base -623 35" Bridge -825 71" Credenza Shell -832 F/F Pedestal	71 x 101 x 29	397	20.7	1300.00 413.00 127.00 154.00 303.00 303.00
	Executive Left Corner Peninsula/Bullet U Desk 7005/7006-648CP Consists of: -221 71" Corner Peninsula/Bullet Desk Shell -230 Corner Peninsula/Bullet Desk Base -623 35" Bridge -825 71" Credenza Shell -832 F/F Pedestal	71 x 101 x 29	397	20.7	1300.00 413.00 127.00 154.00 303.00 303.00

					FLA. Gov. Delivered List Price
	ITEM NO. & DESCRIPTION*	SIZE W" x D" x H"	WT.	CUBES (ft.)	Zone 1
	Executive Right Corner Peninsula/Bullet Lateral File U Desk 7005/7006-507CP Consists of: -222 71" Corner Peninsula/Bullet Desk Shell -230 Corner Peninsula/Bullet Desk Base -623 35" Bridge -825 71" Credenza Shell -827 Lateral File Pedestal	71 x 101 x 29	635	29.1	1630.00 413.00 127.00 154.00 303.00 633.00
	Executive Left Corner Peninsula/Bullet Lateral File U Desk 7005/7006-508CP Consists of: -221 71" Corner Peninsula/Bullet Desk Shell -230 Corner Peninsula/Bullet Desk Base -623 35" Bridge -825 71" Credenza Shell -827 Lateral File Pedestal	71 x 101 x 29	635	29.1	1630.00 413.00 127.00 154.00 303.00 633.00
	Executive Right Work Station U Desk 7005/7006-847 Consists of: -322 71" Corner Bow Top Desk Shell -831 B/B/F Pedestal -623 35" Bridge -621 71" Corner Credenza Shell -832 F/F Pedestal	71 x 119 x 29	541	29.4	1674.00 468.00 325.00 154.00 424.00 303.00
	Executive Left Work Station U Desk 7005/7006-848 Consists of: -321 71" Corner Bow Top Desk Shell -831 B/B/F Pedestal -623 35" Bridge -622 71" Corner Credenza Shell -832 F/F Pedestal	71 x 119 x 29	541	29.4	1674.00 468.00 325.00 154.00 424.00 303.00
	Executive Desk/Storage Suite 7005/7006-901W Consists of: -822 71" Executive Bow Front Desk Shell -831 B/B/F Pedestal -832 F/F Pedestal -827 Lateral File -540 Two Door Cabinet -427 71" Overhead w/Wood Doors	71 x 111.2 x 65	733	47.9	2417.00 440.00 325.00 303.00 633.00 336.00 380.00
	Executive Desk/Storage Suite 7005/7006-901G Consists of: -822 71" Executive Bow Front Desk Shell -831 B/B/F Pedestal -832 F/F Pedestal -827 Lateral File -540 Two Door Cabinet -428 71" Overhead w/Glass Doors	71 x 111.2 x 65	739	47.9	2494.00 440.00 325.00 303.00 633.00 336.00 457.00
	Deluxe Executive Right Peninsula U Workstation 7005/7006-707W Consists of: -620 71" Executive Bullet Desk Shell -630 Bullet Desk Base -623 35" Bridge -621 71" Corner Credenza Shell -832 F/F Pedestal -427 71" Overhead w/Wood Doors -827 Lateral File -328 35.5" Open Overhead	106.5 x 106.5 x 65	693	38.1	2571.00 318.00 72.00 204.00 424.00 303.00 380.00 633.00 237.00

					FLA. Gov. Delivered List Price
	ITEM NO. & DESCRIPTION*	SIZE W" x D" x H"	WT.	CUBES (ft.)	Zone 1
	Deluxe Executive Right Peninsula U Workstation 7005/7006-707G	106.5 x 106.5 x 65	695	38.1	2648.00
	Consists of: -620 71" Executive Bullet Desk Shell -630 Bullet Desk Base -623 35" Bridge -622 71" Corner Credenza Shell -832 F/F Pedestal -428 71" Overhead w/Glass Doors -827 Lateral File -328 35.5" Open Overhead				

www.dmiofficefurniture.com